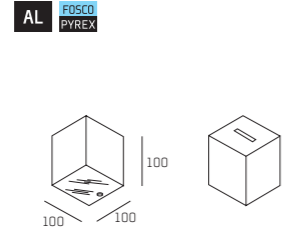


## CUBIE



**CUBIE**  
Br Pt AL

CE 230 V 50Hz Classe I IP20 0.5 **CUBIE** QT-14 max 60W G9

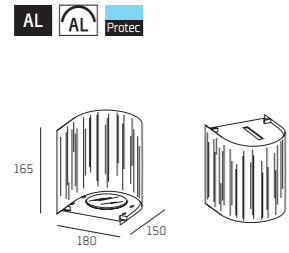


## DELTA




**DELTA**  
Br Pt AL

CE 230 V 50Hz Classe I IP20 0.5 **DELTA** 2x QT-14 max 60W G9

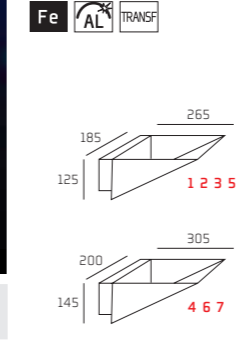


## EXO



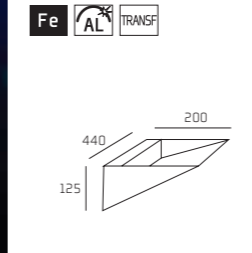
**EXO**  
Br Pt AL

CE 230 V 50Hz Classe I IP20 Fe AL TRANSF



**EXO/ME**  
Br Pt AL

CE 230 V 50Hz Classe I IP20 Fe AL TRANSF



EXO HAL	EXO	EXO JM
1 QT-DE 12 max 300W Protéc	5 TC-D 26W HF HF DIM	2 HIT-DE 70W Protéc
	5 TC-T/E 32W HF HF DIM	3 HIT-DE 150W Protéc
	6 TC-T/E 42W HF HF DIM	4 HIT-DE 250W Protéc
	7 TC-T/E 57W HF	2 3 4 Kit aux. conmutación Exchange kit kit auxiliaire de commutation
		QT-DE 10 max 150W R7s

EXO/ME	EXO/ME JM
TC-L 36W TC-L 2x 36W HF HF DIM	HIT-DE 70W Protéc
	HIT-DE 150W Protéc
	HIT-DE 250W Protéc
	Kit aux. conmutación Exchange kit kit auxiliaire de commutation QT-DE 10 max 150W R7s



## HADAR

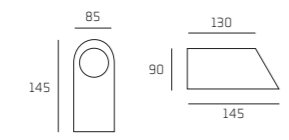


HADAR

Br Pt AL

fot 339

QT-14 max 60W G9



## IVAR

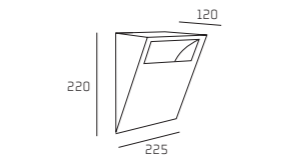


IVAR

Br Pt AL

fot 339

TC-D 26W G24d-3



## JUNO

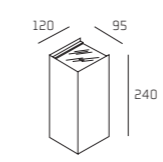


JUNO

Br Pt AL

fot 339

2x QT-14 max 40W G9




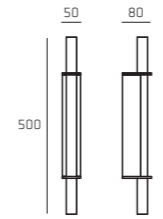
## KAI




KAI

Nt

Linestra max 60W S14d

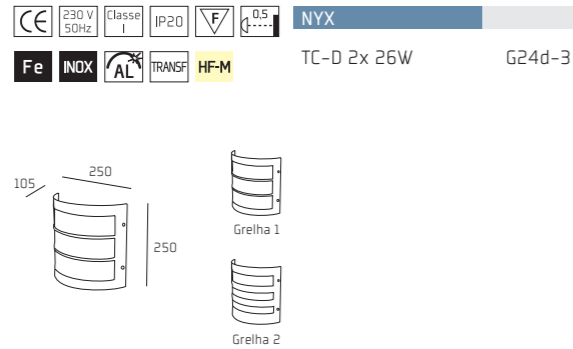


## NYX



AL Aço

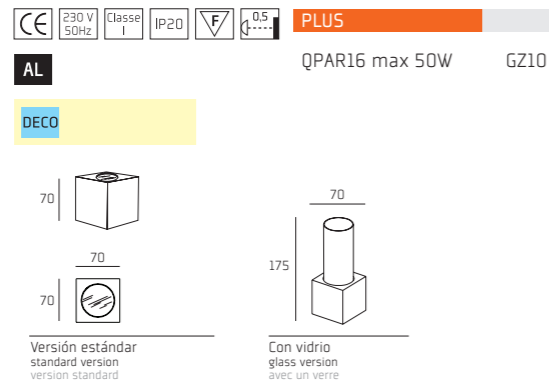
fot 339



## PLUS



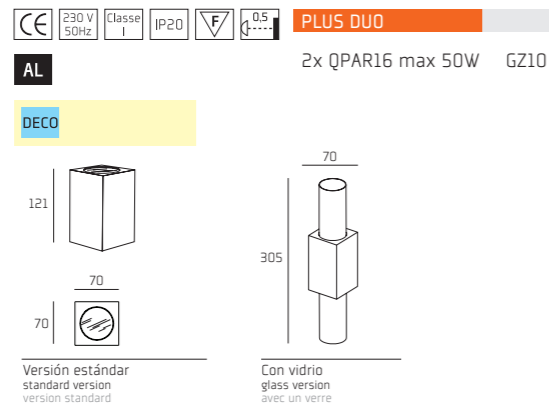
AL Nt




## PLUS DUO



AL Nt

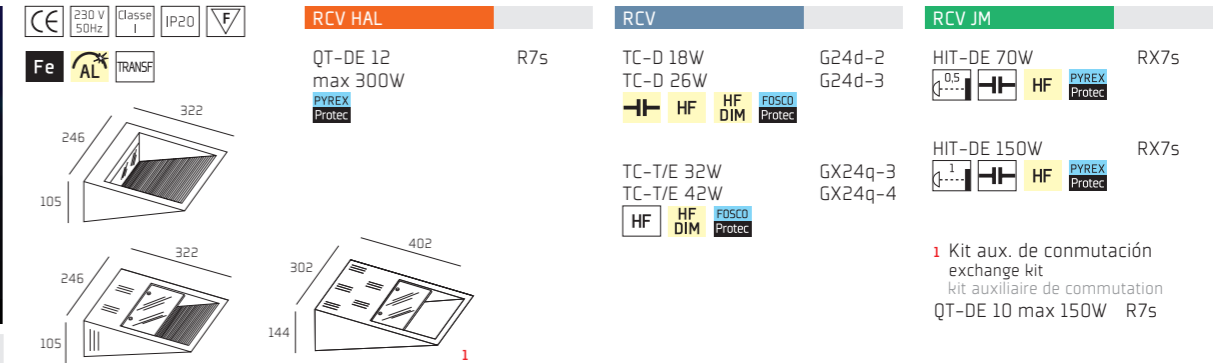


## RCV



Br Pt AL

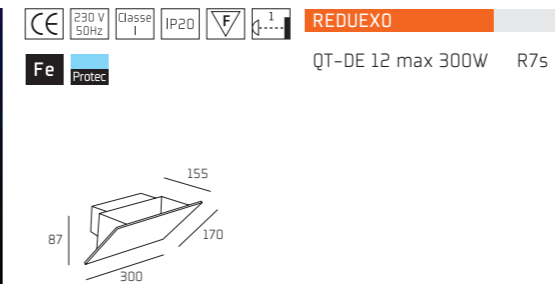
fot 339



## REDUEXO



Br Pt AL



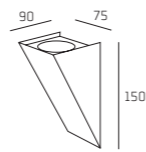
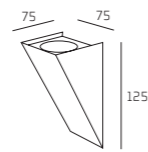
## REP



REP

Br Pt AL

CE	230 V 50Hz	Classe I	IP20	0.5	<b>REP 230V</b>	REP 11W
Fe					QPAR16 max 50W	GZ10
					QPAR16 max 11W	GZ10



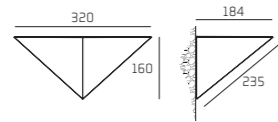
## TRIO




TRIO

Br Pt AL

CE	230 V 50Hz	Classe I	IP20	0.5	<b>TRIO</b>	
Fe	AL	TRANSF	HF-M		TC-D 13W	G24d-1
					TC-D 18W	G24d-2



## TUBUS



TUBUS

Br Pt AL Nt

CE	230 V 50Hz	Classe I	IP20		<b>TUBUS 230V</b>	TUBUS 11W
AL					QPAR16 max 50W	GZ10
					QPAR16 max 11W	GZ10

